

# bock<sup>®</sup> Practico ultra low slimline bed with central braking

Code(s): 938/5129, 941/WA, 946/WA

The bock<sup>®</sup> Practico ultra low bed is a profiling bed which offers comfort and practicality. With 4 electric adjustable sections, this bed can be easily repositioned to suit an individual's needs. Trendelenburg and reverse Trendelenburg functions provide comfort and pressure care, while in-built mattress compensation technology reduces shear force and compression. Individuals can sit upright in the bed, and the triple-action knee break prevents the occupant from sliding down the bed. At its lowest...

## FEATURES

- Ultra low height adjustment - lowers to 250mm from floor
- Sprung slat base for pressure care and ventilation
- 4-section electric bed including automatic triple action kneebreak and height adjustment
- Trendelenberg and reverse Trendelenberg functions
- Very stable construction - dual column telescopic lift construction make this bed extremely stable and safe
- Under frame hoist clearance on lowest setting
- Slimline and low head and endboards
- All function hand controller with integrated disabler control
- Features protection against moisture (IPX4)
- High grade coiled cable with strain relief and anti-kink feature to avoid cable damage
- Battery for emergency lowering



- Mains isolation prevents the generation of electric fields
- Mattress compensation backrest on super single and double models
- Central braking
- Meets German Federal Inst. for Pharmaceuticals and Medical Products Standards (BfArM) and DIN EN ISO 14971 standard

### Ready to order?

Our customer support team are available 5 days a week to help answer all your questions.

Phone: 0800 656 527

Phone: +64 7 578 7228

Email: [sales@cubro.co.nz](mailto:sales@cubro.co.nz)

# bock® Practico ultra low slimline bed with central braking

## SPECIFICATIONS

Code(s)	938/5129	941/WA	946/WA
Overall dimensions	W 915 L 2160mm	W 1150 L 2130mm	W 1415 L 2160mm
Safe working load	220kg	220kg	220kg
Minimum client requirements	40kg H 1460 mm	40kg H 1460 mm	40kg H 1460 mm
Size	Single	Super single	Double
Maximum user weight	185kg	185kg	185kg
Sleeping surface dimensions	W 900 L 2000mm	W 1100 L 2000mm	W 1400 L 2000mm
Mattress platform height	250 - 800mm	250 - 800mm	250 - 800mm
Angle adjustment	Back: 70° Knee: 35° Trendelenburg: 15°	Back 70° Knee 35° Trendelenburg 15°	Back 70° Knee 20° Trendelenburg 15°
Underbed clearance height	150mm	150mm	150mm
Castor size	4 x 100mm	4x 100mm	4x 100mm
Braking	Central braking	Central braking	Individual braking
Warranty	Motor 5 years Bed frame 10 years	Motor 5 years Bed frame 10 years	Motor 5 years Bed frame 10 years
Compliance	ISO 14971 Meets German Federal Inst. for Pharmaceuticals and Medical Products Standards (BfArM)	ISO 14971 Meets German Federal Inst. for Pharmaceuticals and Medical Products Standards (BfArM)	ISO 14971 Meets German Federal Inst. for Pharmaceuticals and Medical Products Standards (BfArM)

# bock® Practico ultra low slimline bed with central braking


## ACCESSORIES



Code(s): 5352-HS, 5382-HS  
Alexa style headboard



Code(s): 5131  
bock® swing-away side support rail



Code(s): 5192  
bock® Practico wall protector for slimline beds



Code(s): 5120, 5121  
bock® mesh dropdown side rail system



Code(s): PS910T  
bock® fold down side rail bumpers




Code(s): 5113  
bock® bed support pole



Code(s): 20032  
SafeSense intelligent bed exit sensor



Code(s): 910T-L, 910T-R  
Cubro® fold down side rail




Code(s): 5140  
bock® Hand control holder to suit Limoss handsets



Code(s): 5109-2  
bock® clamp-on side support rail



Code(s): 5066, 5067, 5068  
bock® Bed extension kit



Code(s): 5184  
bock® Practico wall protector for 941/WA



Code(s): 5181, 5182  
bock® foot end cross bar



Code(s): PS910  
bock® padded side rail cover