

VIKING®

USER GUIDE

VIKING® SHOWER CHAIR

ORDERING CODE: 334, 335, 336M500, 337M500, 338



334

335

338

CONTENTS

1. Intended use	2
2. Safe use.....	2
3. Product specifications	3
4. Instructions for use.....	3
5. Care and maintenance	4
6. Warranty.....	5

1. INTENDED USE

These compact chairs are designed for use in the perching position and are height adjustable. They are intended to be used in a shower to provide a stable, seated support, where a user is unable to stand for long periods. These shower chairs are suited for high usage. There are customisation options available to meet the user's specific needs, please enquire with Cubro.

2. SAFE USE



WARNING! This user manual must be read before using the shower chair. Severe injury or death may result if user instructions, maintenance instructions and product warnings are not followed.



WARNING! The decision to use this shower chair should always be guided by a qualified Health Care Professional, who can also advise and assist with the correct height adjustment and usage instruction.

- Do not exceed the safe working load.
- Check that the shower stool is firmly assembled before use.
- Ensure that the stool is stable on the floor and cannot slide.
- Inspect at regular intervals for wear and damage. Remove from use immediately if faults are found.
- Under no circumstances should the product be moved whilst occupied.
- Supervision or assistance when using the shower stool is recommended for users with limited mobility.
- The product is suitable for use in showers, bathrooms or wet areas; it is not suitable for use in swimming pools.
- Use the shower stool only for the purpose it is intended for.

3. PRODUCT SPECIFICATIONS

Product code	334	335	336M500	337M500	338
Safe working load	125kg	125kg	200kg	135kg	125kg
Seat height adjustable	420 – 550mm	420 – 550mm	420 – 550mm	420 – 550mm	420 – 550mm
Width inside arms	450mm	N/A	500mm	N/A	450mm

OPTIONS



Support channel
All models.



Sucker feet
Available for:

- 334
- 335
- 336M500
- 337M500



Padded arms
Available for:

- 334
- 336M500

Extra long legs
Available for:


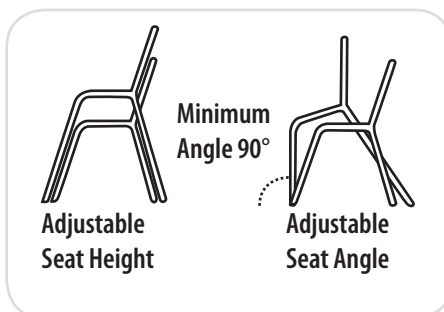
- 334
- 335
- 338

4. INSTRUCTIONS FOR USE

Set up your shower chair to the required height. This should enable you to sit and stand with ease.

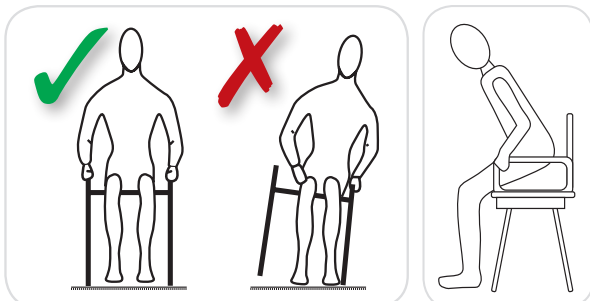
ADJUSTING THE SEAT HEIGHT AND ANGLE

The adjustable legs enable the user to alter not only the height, but also the seat angle to suit their personal needs.



To adjust the leg length push the button in and slide the external leg piece up or down to the appropriate hole. Ensure the bottom protrudes by 2.5mm to 3mm to select the required height. This can happen on three of the legs. One leg however has extra holes which can be adjusted to help stabilise the shower stool if the floor is uneven. See diagrams.

HOW TO USE THE SHOWER CHAIR



All four legs must be level on the floor and cannot slide.

- To sit on the chair, move backwards until you can feel the seat behind your legs, place each hand on the armrest (if applicable). Support your body and prevent the stool from slipping away. Then lower yourself down.
- When getting off the chair, move your bottom to the front edge of the seat ensuring your feet are firmly placed on the floor. Use the armrests to push yourself into a standing position leading with your head and shoulders.

5. CARE AND MAINTENANCE

- Dry down after using.
- Clean and disinfect using regular household cleaning products.
- DO NOT use abrasive powders or scouring pads to avoid causing corrosion.
- Should the equipment appear damaged, corroded or rusted remove from use immediately.

DISPOSAL

Products that can no longer be used are to be disposed of separately from household rubbish. This must be done according to the local and national regulations for environmental protection and raw material recycling.

Please look at your local council's website for further information on the correct disposal.

For Any Servicing, Maintenance and Troubleshooting Queries,
Please Contact The Cubro Service Dept;

Ph. 0800 656 527

Ph. +64 7 578 7228

E: sales@cubro.co.nz cubro.co.nz

Address: 149 Taurikura Dr, Tauriko, Tauranga, New Zealand



WARNING! Do not make any changes or modifications to this product without consultation from Cubro.

6. LIMITED WARRANTY

1. This warranty applies only to the original purchaser of CUBRO LTD's product (who must be a purchaser who is resident or carrying on business in New Zealand and who has purchased the product directly from CUBRO LTD, or from a CUBRO LTD authorized distributor or reseller in New Zealand) and it is not transferable to any other person or entity.
2. This warranty replaces all conditions, warranties or guarantees that might be implied by law in favour of any person, which are excluded to the fullest extent permissible by law. Where the Consumer Guarantees Act would apply but the purchaser acquires or holds themselves out as acquiring any product for business purposes, the guarantees provided under the Consumer Guarantees Act are excluded in relation to that product.
3. CUBRO LTD warrants the product to be free from defects in materials and workmanship from date of purchase for a period of one year (12 months). This warranty does not cover any damage, defect, expense or loss of any kind caused by accident, misuse, abuse, neglect, negligence, alteration or modification (which includes the use of unauthorised parts or attachments), improper service, repair by other than authorized personnel or any defects not related to materials or workmanship. Wear of components in normal operation and failures resulting therefrom are excluded from this warranty.
4. CUBRO LTD has no obligation to the purchaser and is not obligated to honour all or any part of this warranty unless the following procedure is followed by the purchaser:
 - a. Before making a warranty claim, the purchaser should ensure that the product is defective by following standard 'trouble shooting' procedures and be able to attribute the fault to a defect in materials and/or workmanship of CUBRO LTD;
 - b. If CUBRO LTD determines that the product is not defective, or that the warranty claim is otherwise invalid, CUBRO LTD shall charge the purchaser a handling and servicing fee as well as any freights costs.
 - c. Upon receiving notice from the purchaser of an alleged defect in a product (which defect should be reported to CUBRO LTD immediately), CUBRO LTD will issue a serialized return management authorization (RMA). The purchaser must then return the entire unit or remove, at the purchaser's cost, the defective component part(s) identified, pack the unit or the component part(s) in a manner to avoid shipping damage and to ship the unit or the component part(s) to either CUBRO LTD, or a service centre as specified by CUBRO LTD, within 30 days of the date of the serialized return authorization date.
 - d. If CUBRO LTD require additional information relating to the use of the product by the purchaser or any other relevant information, the purchaser will supply such information as soon as practically possible and in such a manner as CUBRO LTD may reasonably require.
 - e. If CUBRO LTD access the purchaser's claim, it will either repair or replace the product, or repair or replace the defect in workmanship, as it may determine in its sole discretion.
5. Proper selection of a specific product for a specific application and operating environment, and its compatibility with other equipment is the purchaser's responsibility. CUBRO LTD does not warrant the performance of its products or their suitability for a particular purpose.
6. CUBRO LTD shall not be liable under any heading (whether in contract, negligence, or otherwise) for any consequential, indirect or incidental loss or damages of any kind and the maximum aggregate liability of CUBRO LTD (under any one or more headings) shall be the purchase price of the product.

[illegible]

[illegible]



Freephone 0800 656 527
Freefax 0800 428 276
www.cubro.co.nz