



Solutions for safe transfers and mobility



Contents

Safe moving and handling

Etac® Molift Raiser Pro	2
Etac® Immedia transfer boards	3
Etac® Immedia 3B Board	3
Etac® Immedia E-board	3
Etac® Immedia Butterfly board with GlideWing	3
Etac® Immedia SatinSheets	4
Etac® Immedia SatinSheet 4Direction bed sheet	4
Etac® Immedia SatinSheet 2Direction base sheet.	4
Etac® Immedia SatinSheet 2Direction pillowcase.	4
Hepro transfer assistance system	5
Etac® Molift Turner Pro	6
Etac® Molift RgoSling ambulating vest	6
Silvalea® slings.	7
Silvalea® Universal deluxe sling	7
Silvalea® Superfine Plus in-situ deluxe sling	7

Mobility

Pacer® gutter walking frame	9
Nomad® gutter walking frame	9
Mobilis® Narrow super stroller-8 walking frame	10
Pacer® walking frame	10
Freiheit® Freedom stroller XC walking frame	11
Individualise your walking frame	11
Cobi Rehab XXL mobility aids	12
Cobi Rehab XXL walking aid	12
Cobi Rehab XXL crutch	12
Cobi Rehab XXL walking frame	12
Cobi Rehab XXL Rollator King.	13

Safe moving and handling



Etac® Molift Raiser Pro

Transfer aid

- The ergonomic platform for a safe and active sit-to-stand transfer
- Multiple grips for both the user and carer
- Two soft padded leg supports can be height adjusted
- Low base profile to fit under chairs
- The front of the platform is curved to fit closer to the toilet
- Central brake mechanism is activated by one foot on either side

Code: 66553



Padded leg supports tilt independently



Multiple hand grips for both the carer and the user



Accessories

Molift Raiser Pro sliding belt

Assists the user up to a standing position.

Code: S/M 66554
L/XL 66555



Molift Raiser Pro block

Code: 66863



Molift Raiser Pro transfer strap with sliding sleeve

Allows for a smooth transfer when assisting the user up to a standing position.



Code: S/M 66559 L/XL 66560

Molift Raiser Pro heel strap

Code: 66864



Etac® Immedia transfer boards

The Immedia range of transfer boards safely bridge the gap when performing seated transfers. The smooth products reduce friction and facilitate weight shifts.

Etac® Immedia 3B Board

A stable transfer board with a traditional curved shape. The board can be placed either curve forward or curve backward depending on the transfer situation and surrounding obstacles eg. the wheelchair wheel. The board's low friction upper surface allows the user to transfer independently or with assistance.

Code: 66438



Etac® Immedia E-board

The Immedia E-Board is a thin and flexible transfer board that allows easier application and removal. Can be used for transfers from bed to wheelchair or shower chair.

It can also be used for transfers in and out of the car and between wheelchair, chair, toilet, shower chair and commode.

Code: S 66439

M 66440




Etac® Immedia Butterfly board with GlideWing

Long, wide and stable transfer board intended for seated transfers. Featuring cut-outs for positioning against the wheel of a wheelchair and non-slip pads on the underside.

The GlideWing slides along the board and provides even lower friction and is recommended when the transfer involves bare skin, eg. shower chair to toilet.

Code: L 66443/66444
XL 66443/66445



Etac® Immedia SatinSheets

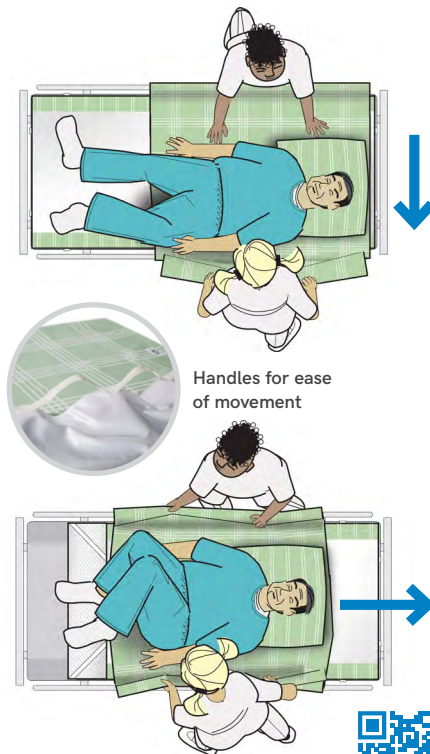
Designed to make moving an individual in bed easier, whatever their ability. The in-bed system helps reduce strain on the carers back and therefore prevents work related injuries. As a result, helps save time, may reduce the number of carers required and ensures the individual is comfortable and well supported.



CUBRO

Etac® Immedia SatinSheet 4Direction bed sheet

Code: Midi **66322** Maxi **66324**



etac®

Etac® Immedia SatinSheet 2Direction base sheet

Code: Single **66316** Super single **66317**
Double **66318**



Etac® Immedia SatinSheet 2Direction pillowcase

Code: **66329**



View the in-bed system in action

Check out our video demonstrations of how the SatinSheet in-bed positioning system works at cubro.co.nz/immedia

Hepro transfer assistance system

The Hepro transfer assistance system is a sturdy and safe support aid that helps individuals to stand and move around their homes. The telescopic support pole can be used on its own or supplemented with a range of useful accessories to suit any home environment and individual needs.

The Hepro system provides users with greater independence and confidence to perform daily tasks. It fits in every home and is very easy to install. It simply clamps between the floor and ceiling so does not require the use of screws, nails or glue.

Code: 4055

HEPRO



Accessories

Assistance bar

Code: 4060



Triangle grip

Code: 4061



Hand grip

Code: 4062




Etac® Molift Turner Pro

Sit-to-stand transfer aid

The functional design of the Turner Pro enables good posture and minimises the risk of injury for the carer when transferring and encourages natural standing, turning and sitting for the user.

- Adjustable height and leg support
- Small anti-slip footplate is well suited to tight spaces and various floor surfaces
- Lightweight for travel
- Orange handle provides contrasting colour for those with impaired vision or dementia



etac® Etac® Molift RgoSling ambulating vest

Developed for safe and secure rehabilitation such as gait training, standing exercise as well as balance exercise.

- A double buckled wide padded belt that distributes pressure evenly over a larger surface
- The self-tightening suspension loops prevent users from slipping or falling down

Codes below include padded groin straps to limit the vest from sliding up. Also available without groin straps.

Waist size	Code:
XXS: 500mm – 650mm	66835
XS: 600mm – 750mm	66836
S: 700mm – 900mm	66837
M: 850mm – 1050mm	66838
L: 1000mm – 1300mm	66839
XL: 1250mm – 1550mm	66840



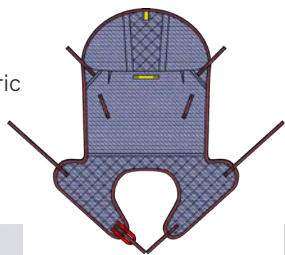
Padded groin straps limit the vest from sliding up



Silvalea® Universal deluxe sling with head support

Full body sling designed with shaped leg sections providing support to both the hip and thigh.

- Suitable for active users and asymmetrical body shapes
- High density open weave mesh fabric is fast drying, suitable for bathing
- Some access for personal hygiene
- Attachment type: loops



Size	Code:
XS	6549S
S	6550S
M	6551S
L	6552S
XL	6553S




Silvalea® Superfine Plus in-situ deluxe sling with head support

Provides full body support on transfer and offers hip, thigh and full femur support.

- Detachable tapes for greater comfort in-situ
- High-performance fabric offering superior comfort, suitable for bathing
- Attachment type: loops



Size	Code:
XS	6600S
S	6601S
M	6602S
L	6603S
XL	6604S



Check out our full range of slings online at cubro.co.nz or get in touch with our team

Mobility



Pacer® gutter walking frame

With 8" wheels

The Pacer® gutter walking frame is designed with vertical gutter supports resulting in an exceptionally balanced frame. The gutter troughs allow the user to bear weight through their forearms rather than hands which is useful for individuals who have arthritis or an injury to their hand or wrist.

- Height and angle adjustable gutter troughs
- Sturdy steel frame
- Knurled gutter stems prevent slippage and rotation
- "One touch" handbrakes are easy to use
- Folds easily for storage and travel
- Comes with basket and tray
- Suited to both indoors and outdoors

Code: 66796

Available on Accessable ACC list

PACER
CUBRO

SWL

160kg



Nomad® gutter walking frame

The Nomad® gutter walking frame is an exceptionally rigid steel frame with forearm gutter support. Its narrow front assists manoeuvring around furniture and through doorways. A high front bar allows the frame to be wheeled over a toilet.

- Height and angle adjustable gutter troughs
- Suited for indoor use
- Steel frame
- Knurled gutter stems to prevent slippage and rotation
- Folds down for transport

All types of wheel options available on this frame.

Code: 1885

NOMAD
CUBRO

SWL

190kg



Mobilis® Narrow super stroller-8 walking frame

This frame is shorter, narrower and lower than most standard walking frames meaning it is perfect for use in space restricted areas and for people of smaller stature. Its larger 200mm (8") wheels make it suitable for indoor and outdoor use.

Code: 66795



MOBILIS
CUBRO



Pacer® walking frame

With 8" wheels and handbrakes

The Pacer® walking frame is exceptionally balanced and is made from high-quality materials with the steel frame built for durability and strength.

- Suitable for indoor and outdoor use, with 8" wheels that make it a lot easier to push and manoeuvre, especially outdoors
- Sturdy steel frame
- "One touch" handbrakes are easy to use
- Folds easily for storage and travel
- Height adjustable handles
- Anatomical handgrips
- Comes with basket and tray

Code: 66797



PACER
CUBRO



Freiheit® Freedom stroller XC walking frame

Freiheit®



The most robust walking frame in our Freiheit® freedom stroller range, the XC is designed for more adventurous individuals. For those who like to get out and about, the large 310mm wheels and excellent stability make it easy to push the frame over rough ground, making it perfect for outdoor use.

- Large 310mm pneumatic wheels
- Seat with backrest
- Mesh bag holds up to 5kg
- Walking stick holder
- Titling pedal to overcome obstacles
- Robust tubular steel frame
- Easy to fold and lock for transport
- Reflectors for enhanced safety
- Steering dampers reduce the 'flutter' of the steering wheels on rough terrain



Individualise your walking frame

We can individualise our walking frames to meet all your client's needs. Ask us about:

- Cubro adjustable pulpit top to suit Cubro Gutter frames
- Pacer pram handle to suit Pacer walking frames
- Super stroller oxygen bottle holder
- Super stroller folding tray
- Super stroller under seat bag

Code: 1554

CUBRO

Cobi Rehab XXL mobility aids

Mobility solutions designed to support bariatric users with independence, comfort and rehabilitation.

Cobi Rehab XXL walking aid

The reinforced walking aid is specifically designed for bariatric users. Adjustable in height and the swan neck positions the user's weight directly over the shaft for stability and protects the wrist from strain.

Code: 9556

Also available with a 4-point base

Code: 9557



Cobi Rehab XXL crutch

The single crutch optimises comfort with forearm support and is adjustable in height from 680mm - 1100mm.

The universal grip crutch provides flexibility for the user to alternate sides.

Universal grip

Code: 9558

Anatomical grip

**Code: Left 9559
Right 9560**



Cobi Rehab XXL walking frame

The strong, functional and lightweight design features a height adjustable frame that can be adjusted from 760mm - 1010mm.

- Folds easily for transport and storage
- Padded handles provide the user with added comfort

**Code: 740mm wide 9553
840mm wide 9554**







Get in
touch

0800 656 527
sales@cubro.co.nz
cubro.co.nz

CUBRO